
MR28 Datasheet

This article covers the specifications, feature set, hardware, and capabilities of the Cisco Meraki MR28 access point. The MR28 is a 2x2:2 MU-MIMO 802.11ax access point that supports up to 1.5* Gbps dual-radio aggregate frame rate.

Entry Level Cloud Managed Wi-Fi 6 Access Point

The Cisco Meraki MR28 is a dual-band, 802.11ax, 2x2:2, cloud-managed entry-level access point. Designed for basic, medium-density deployments, the MR28 provides enterprise-grade security and simple management.

The MR28 provides a maximum of 1.5 Gbps* aggregate frame rate with concurrent 2.4 GHz and 5 GHz radios.

With the combination of cloud management, high-performance hardware, multiple radios, advanced software features, enterprise-grade security, the MR28 makes an excellent platform to provide reliable Wi-Fi for small business and home office networks that want reliable and secure wireless connectivity.



Note: Only MA-PWR-30W-XX (XX - AU, EU, CN, UK, US) AC adapters are compatible with MR28. Previous generations of AC adapters are **not** compatible with MR28.

MR28 and Meraki Cloud Management

Management of the MR28 is performed through the Meraki cloud, with an intuitive browser-based interface that enables rapid deployment without time-consuming training or costly certifications. Because the MR28 is self-configuring and managed over the web, it can be deployed at a remote location in a matter of minutes, even without on-site IT staff.

24x7 monitoring via the Meraki cloud delivers real-time alerts if a network encounters problems. Remote diagnostic tools enable immediate troubleshooting over the web so that distributed networks can be managed with a minimum of hassle.

The MR28's firmware is automatically kept up to date via the cloud. New features, security fixes, and enhancements are delivered seamlessly over the web. This means no manual software updates to download or missing security patches to worry about.

Product Highlights


- 2x2:2 MU-MIMO 802.11ax
- 1.5* Gbps dual-radio aggregate frame rate
- Enhanced transmit power and receive sensitivity
- Integrated enterprise security and guest access
- Application-aware traffic shaping
- Optimized for voice and video
- Self-configuring, plug-and-play deployment

Features

Dual-radio aggregate frame rate of up to 1.5 Gbps*

5 GHz 2x2:2 and 2.4 GHz 2x2:2 radios offer a combined dual-radio aggregate frame rate of **1.5 Gbps***, with up to **1,201 Mbps in the 5 GHz band** and **287 Mbps in the 2.4 GHz band**.

* The radio chipset supports an aggregate PHY data rate of **1.7Gbps (1,201 Mbps in the 5 GHz band and 574 Mbps in the 2.4 GHz band)**.

 **Note:** Achieving a 574 Mbps PHY rate in 2.4GHz requires using 40MHz channels (20 + 20 MHz channel bonding) in 2.4GHz, which Cisco Meraki does not enable because this feature is not recommendable in real-world enterprise deployments. Please review this [KB](#) to learn more.

Multi-User Multiple Input Multiple Output (MU-MIMO)

With support for features of 802.11ax, the MR28 offers MU-MIMO and UL/DL OFDMA for more efficient transmission to multiple clients. Especially suited to environments with numerous mobile devices, MU-MIMO enables multiple clients to receive data simultaneously. This increases the total network performance and improves the end-user experience.

Automatic cloud-based RF optimization

The MR28's sophisticated and automated RF optimization means that there is no need for the dedicated hardware and RF expertise typically required to tune a wireless network. Collected RF data is continuously fed back to the Meraki cloud. This data is then used to automatically tune the channel selection, transmit power, and client connection settings for optimal performance under even the most challenging RF conditions.

Integrated enterprise security and guest access

The MR28 features integrated, easy-to-use security technologies to provide secure connectivity for employees and guests alike. Advanced security features such as AES hardware-based encryption and Enterprise authentication with 802.1X and Active Directory integration provide wired-like security while still being easy to configure. One-click guest isolation provides secure, Internet-only access for visitors. PCI compliance reports check network settings against PCI requirements to simplify secure retail deployments.

Enterprise Mobility Management (EMM) & Mobile Device Management (MDM) integration

Meraki Systems Manager natively integrates with the MR28 to offer automatic, context-aware security. Systems Manager's self-service enrollment helps to rapidly deploy MDM without installing additional equipment, and then dynamically tie firewall and traffic shaping policies to client posture.

Application-aware traffic shaping

The MR28 includes an integrated layer 7 packet inspection, classification, and control engine, enabling the configuration of QoS policies based on traffic type, helping to prioritize mission-critical applications while setting limits on recreational traffic like peer-to-peer and video streaming. Policies can be implemented per network, per SSID, per user group, or per individual user for maximum flexibility and control.

Voice and video optimizations

Industry standard QoS features are built-in and easy to configure. Wireless MultiMedia (WMM) access categories, 802.1p, and DSCP standards all ensure important applications get prioritized correctly, not only on the MR28 but on other devices in the network. Unscheduled Automatic Power Save Delivery (U-APSD) and new Target Wait Time features in 802.11ax clients ensure minimal battery drain on wireless VoIP phones.

Self-configuring, self-maintaining, always up-to-date

When plugged in, the MR28 automatically connects to the Meraki cloud, downloads its configuration, and joins the appropriate network. If new firmware is required, this is retrieved by the AP and updated automatically. This ensures the network is kept up-to-date with bug fixes, security updates, and new features.

Advanced analytics

Drilling down into the details of network usage provides highly granular traffic analytics. Visibility into the physical world can be enhanced with journey tracking through location analytics. Visitor numbers, dwell time, repeat visit rates, and track trends can all be easily monitored in the dashboard and deeper analysis is enabled with raw data available via simple APIs.

Bluetooth Low Energy (BLE Beacon and scanning)

An integrated Bluetooth radio provides seamless deployment of BLE Beacon functionality and effortless visibility of Bluetooth devices.

Specifications

Category

Specifications

- 2.4 GHz 802.11b/g/n/ax client access radio
- 2.4 GHz Bluetooth® Low Energy (BLE 5) radio with Beacon and BLE scanning support
- 5 GHz 802.11a/n/ac/ax client access radio
- Supported frequency bands (country-specific restrictions apply)
- Supported frequency bands (country-specific restrictions apply):

Radios

- 2.412 - 2.484 GHz
- 5.150 - 5.250 GHz (UNII-1)
- 5.250 - 5.350 GHz (UNII-2A)
- 5.490 - 5.730 GHz (UNII-2C)
- 5.735 - 5.825 GHz (UNII-3)

Antenna

- Internal Antenna (5.4 dBi gain at 2.4 GHz, 6 dBi gain at 5 GHz)

802.11ax, 802.11ac Wave 2 and 802.11n Capabilities

- DL-OFDMA**, UL-OFDMA**, TWT support**, BSS Coloring**
- 2 x 2 multiple input, multiple output (MIMO) with two spatial streams
- SU-MIMO, UL MU-MIMO** and DL MU-MIMO support
- Maximal ratio combining (MRC) & beamforming
- 20 and 40 MHz* channels (802.11n); 20, 40*, and 80 MHz channels (802.11ac Wave 2); 20, 40* and 80 MHz channels (802.11ax)



Note: *40MHz channels are supported only in the 5GHz band.

- Up to 1024-QAM on both 2.4 GHz & 5 GHz bands
- Packet aggregation



Note: Only MA-PWR-30W-XX (XX - AU, EU, CN, UK, US) AC adapters are compatible with MR28. Previous generations of AC adapters are **not** compatible with MR28.

Power

- Power over Ethernet: 37 - 57 V (802.3af compatible)
- Power consumption: 15W max (802.3af). Note: actual power consumption may vary depending on the AP usage.
- Power over Ethernet injector sold separately

Note: Actual power consumption may vary depending on the AP usage.

Interfaces

- 1x 10/100/1000 BASE-T Ethernet (RJ45)

Physical Security

- Two security screw options (included) (10 mm long and 2.5 mm diameter and 4.7 mm head)
- Concealed mount plate with anti-tamper cable bay

Environment

- Operating temperature: 32 °F to 104 °F (0 °C to 40 °C)
- Humidity: 5 to 95% non-condensing
- Operating altitude: Up to 40,000 feet (12,192 meters)

Reliability

- Mean Time Between Failure (MTBF): 257,215hrs at +25°C operating temperature

Physical Dimensions

- 7.95" x 4.88" x 1.02" (202 mm x 124 mm x 25.8 mm), not including deskmount feet or mount plate

- Weight: 9.6 oz (272 g)
- Integrated Layer 7 firewall with mobile device policy management
- WIDS/WIPS with alerting and rogue AP detection with Air Marshal (performed opportunistically with best-effort on client-serving radios)
- Flexible guest access with device isolation
- VLAN tagging (802.1q) and tunneling with IPsec VPN
- PCI compliance reporting
- WEP*, WPA, WPA2-PSK, WPA2-Enterprise with 802.1X, WPA3 - Personal, WPA3 - Enterprise, WPA3 - Enhanced Open (OWE)**
- EAP-TLS, EAP-TTLS, EAP-MSCHAPv2, EAP-SIM
- TKIP and AES encryption
- Enterprise Mobility Management (EMM) & Mobile Device Management (MDM) integration
- Cisco ISE integration for Guest access and BYOD Posturing

Security

- Advanced Power Save (U-APSD)
- WMM Access Categories with DSCP and 802.1p support
- Layer 7 application traffic identification and shaping

Quality of Service

- PMK, OKC, & 802.11r for fast Layer 2 roaming
- Distributed or centralized layer 3 roaming

Mobility

- Embedded location analytics reporting and device tracking
- Global L7 traffic analytics reporting per network, per device, & per application

Analytics

- 1 power/booting/firmware upgrade status

LED Indicators

- RoHS
- For additional country-specific regulatory information, please contact Meraki sales

Regulatory

- Indoor access point
- Lifetime hardware warranty with advanced replacement included

Warranty

Ordering Information

- MR28-HW: Meraki MR28 Cloud Managed 802.11ax AP
- MA-INJ-4: Meraki MR 802.3at PoE Injector (Power Cord Not Included)
- MA-INJ-6: Meraki MR MultiGigabit 802.3bt Injector (Power Cord Not Included)
- Note: Meraki access point license required.

* Contact Meraki Support to enable

** Software features that can be enabled via firmware updates

Compliance and Standards

Category

Standards

IEEE Standards

- 802.11a, 802.11ac, 802.11ax, 802.11b, 802.11e, 802.11g, 802.11h, 802.11i, 802.11k, 802.11n, 802.11r, and 802.11u***

Safety Approvals

- CSA and CB 60950 & 62368
- Conforms to UL 2043 (Plenum Rating)

Radio Approvals

- Canada: FCC Part 15C, 15E, RSS-247
- Europe: EN 300 328, EN 301 893
- Australia/NZ: AS/NZS 4268
- Mexico: IFT, NOM-208
- Taiwan: NCC LP0002
- For additional country-specific regulatory information, please contact Meraki Sales

EMI Approvals (Class B)

- Canada: FCC Part 15B, ICES-003
- Europe: EN 301 489-1-17, EN 55032, EN 55024
- Australia/NZ: CISPR 22
- Japan: VCCI


Exposure Approvals

- Canada: FCC Part 2, RSS-102
- Europe: EN 50385, EN 62311, EN 62479
- Australia/NZ: AS/NZS 2772

*** Denotes a feature that can be enabled for required networks.

Context and Comparisons

802.11ax, 802.11ac Wave 2 and 802.11n Capabilities

MR28	MR44	MR46	MR56
DL-OFDMA**, UL-OFDMA**, TWT support**, BSS coloring**	DL-OFDMA**, UL-OFDMA**, TWT support**, BSS coloring**	DL-OFDMA**, UL-OFDMA**, TWT support**, BSS coloring**	DL-OFDMA**, UL-OFDMA**, TWT support**, BSS coloring**
2 x 2 multiple input, multiple output (MIMO) with two spatial streams	2.4GHz: 2 x 2 multiple input, multiple output (MIMO) with two spatial streams 5GHz: 4 x 4 multiple input, multiple output (MIMO) with four spatial streams	4 x 4 multiple input, multiple output (MIMO) with four spatial streams	8 x 8 multiple input, multiple output (MIMO) with eight spatial streams on 5 GHz 4 x 4 multiple input, multiple output (MIMO) with eight spatial streams on 2.4 GHz
Maximal ratio combining (MRC) & beamforming	Maximal ratio combining (MRC) & beamforming	Maximal ratio combining (MRC) & beamforming	Maximal ratio combining (MRC) & beamforming
SU-MIMO, UL MU-MIMO** and DL MU-MIMO support	SU-MIMO, UL MU-MIMO** and DL MU-MIMO support	SU-MIMO, UL MU-MIMO** and DL MU-MIMO support	SU-MIMO, UL MU-MIMO** and DL MU-MIMO support
20 and 40 MHz* channels (802.11n); 20, 40*, and 80 MHz channels (802.11ac Wave 2); 20, 40* and 80 MHz channels (802.11ax)	20 and 40 MHz* channels (802.11n); 20, 40*, and 80 MHz channels (802.11ac Wave 2); 20, 40* and 80 MHz channels (802.11ax)	20 and 40 MHz* channels (802.11n); 20, 40*, and 80 MHz channels (802.11ac Wave 2); 20, 40* and 80 MHz channels (802.11ax)	20 and 40 MHz* channels (802.11n); 20, 40*, and 80 MHz channels (802.11ac Wave 2); 20, 40* and 80MHz channels (802.11ax)
<div style="border: 1px solid #ccc; border-radius: 10px; padding: 10px; margin: 10px 0;">  Note: *40MHz channels are supported only in the 5GHz band. </div>			
Up to 1024-QAM on both 2.4 GHz & 5 GHz bands	Up to 1024-QAM on both 2.4 GHz & 5 GHz bands	Up to 1024-QAM on both 2.4 GHz & 5 GHz bands	Up to 1024-QAM on both 2.4 GHz & 5 GHz bands
Packet aggregation	Packet aggregation	Packet aggregation	Packet aggregation

Power

Note: Actual power consumption may vary depending on the AP usage.

MR28	MR44	MR46	MR56
Power over Ethernet: 37 - 57 V (802.af compliant)	Power over Ethernet: 42.5 - 57 V (802.3at) or 37 - 57 V (802.3af) - low power mode	Power over Ethernet: 42.5 - 57 V (802.3at compliant)	Power over Ethernet: 42.5 - 57 V (802.3at compliant)
Alternative: 12 V DC input	Alternative: 12 V DC input	Alternative: 12 V DC input	Alternative: 12 V DC input
Power consumption: 15W max (802.3af)	Power consumption: 30W max (802.3at) or 15W max (802.3af) - low power mode **	Power consumption: 30W max (802.3at required)	Power consumption: 30W max (802.3at required)
Power over Ethernet injector and DC adapter sold separately	Power over Ethernet injector and DC adapter sold separately	Power over Ethernet injector and DC adapter sold separately	Power over Ethernet injector and DC adapter sold separately

Interfaces

MR28	MR44	MR46	MR56
1x 10/100/1000 BASE-T Ethernet (RJ45)	1x 100/1000/2.5G BASE-T Ethernet (RJ45)	1x 100/1000/2.5G BASE-T Ethernet (RJ45)	1x 100/1000/2.5G/5G BASE-T Ethernet (RJ45)
1x DC power connector (5.5 mm x 2.5 mm, center positive)	1x DC power connector (5.5 mm x 2.5 mm, center positive)	1x DC power connector (5.5 mm x 2.5 mm, center positive)	1x DC power connector (5.5 mm x 2.5 mm, center positive)

Physical Dimensions

MR28	MR44	MR46	MR56
7.95" x 4.88" x 1.02" (202 mm x 124 mm x 25.8 mm), not including deskmount feet or mount plate	12.05" x 5.06" x 1.74" (30.6 cm x 12.84 cm x 4.43 cm), not including desk mount feet or mount plate	12.05" x 5.06" x 1.74" (30.6 cm x 12.84 cm x 4.43 cm), not including desk mount feet or mount plate	12.83" x 5.54" x 1.76" (32.6 cm x 14.079 cm x 4.47 cm), not including desk mount feet or mount plate
Weight: 9.6 oz (272 g)	Weight: 26.07 oz (739 g)	Weight: 28.22 oz (800 g)	Weight: 35.27 oz (1 kg)

RF Performance Table

2.4 GHz

Operating Band	Operating Mode	Data Rate	TX Power (conducted)	RX Sensitivity
2.4 GHz	802.11b	1 Mb/s	20	-100
		2 Mb/s	20	-90
		5.5 Mb/s	20	-90
		11 Mb/s	20	-90
		6 Mb/s	19	-94
		9 Mb/s	19	-93
2.4 GHz	802.11g	12 Mb/s	19	-91
		18 Mb/s	19	-89
		24 Mb/s	16	-86
		36 Mb/s	16	-82
		48 Mb/s	16	-78
		54 Mb/s	16	-77
2.4 GHz	802.11n (HT20)	MCS0	18.5	-95
		MCS1	18.5	-92
		MCS2	18.5	-90
		MCS3	18.5	-87

		MCS4	18.5	-83
		MCS5	14.5	-79
		MCS6	14.5	-78
		MCS7	14.5	-76
		MCS0	18.5	-95
		MCS1	18.5	-92
		MCS2	18.5	-90
		MCS3	18.5	-87
2.4 GHz	802.11ac (VHT20)	MCS4	18.5	-83
		MCS5	14.5	-79
		MCS6	14.5	-78
		MCS7	14.5	-77
		MCS8	14	-72
		MCS0	19	-93
		MCS1	19	-90
		MCS2	19	-88
2.4 GHz	802.11ax (HE20)	MCS3	19	-85
		MCS4	19	-81
		MCS5	14.5	-77

MCS6	14.5	-76
MCS7	14.5	-75
MCS8	14	-70
MCS9	14	-68
MCS10	13.5	-65
MCS11	13.5	-63

5 GHz

Operating Band	Operating Mode	Data Rate	TX Power (conducted)	RX Sensitivity
5 GHz	802.11a	6 Mb/s	17.5	-92
		9 Mb/s	17.5	-91
		12 Mb/s	17.5	-89
		18 Mb/s	17.5	-87
		24 Mb/s	15	-83
		36 Mb/s	15	-80
		48 Mb/s	15	-76
5 GHz	802.11n (HT20)	MCS0	17.5	-93
		MCS1	17.5	-90

		MCS2	17.5	-88
		MCS3	17.5	-85
		MCS4	17.5	-81
		MCS5	13.5	-77
		MCS6	13.5	-76
		MCS7	13.5	-75
		MCS0	17.5	-91
5 GHz		MCS1	17.5	-88
		MCS2	17.5	-86
	802.11n (HT40)	MCS3	17.5	-83
		MCS4	17.5	-79
		MCS5	13.5	-75
		MCS6	13.5	-74
		MCS7	13.5	-73
5 GHz		MCS0	17.5	-94
		MCS1	17.5	-91
	802.11ac (VHT20)	MCS2	17.5	-89
		MCS3	17.5	-86
		MCS4	17.5	-82

		MCS5	13.5	-78
		MCS6	13.5	-77
		MCS7	13.5	-76
		MCS8	13.5	-70
		MCS0	17.5	-91
		MCS1	17.5	-88
5 GHz		MCS2	17.5	-86
		MCS3	17.5	-83
	802.11ac (VHT40)	MCS4	17.5	-79
		MCS5	13.5	-75
		MCS6	13.5	-74
		MCS7	13.5	-73
		MCS8	13.5	-68
		MCS9	13.5	-67
5 GHz		MCS0	17.5	-88
		MCS1	17.5	-85
	802.11ac (VHT80)	MCS2	17.5	-83
		MCS3	17.5	-80
		MCS4	17.5	-76

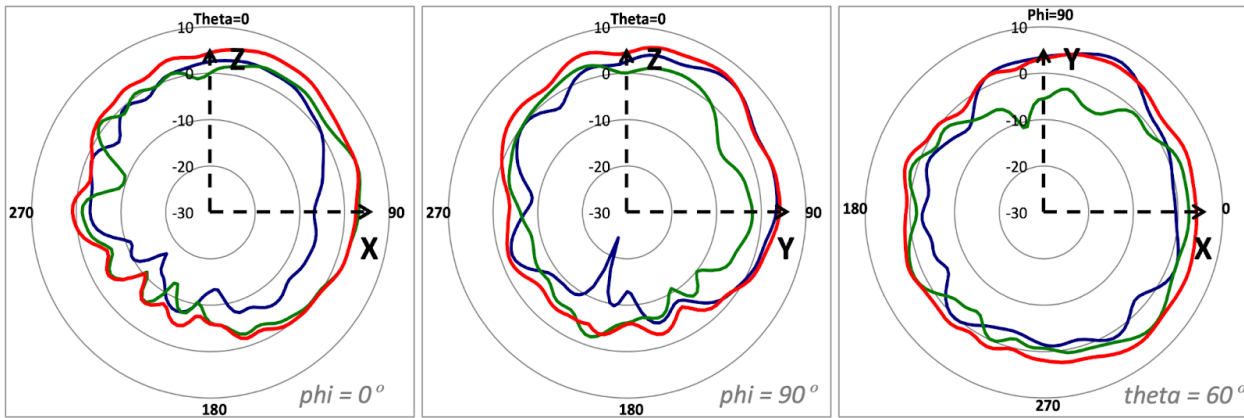
		MCS5	13.5	-72
		MCS6	13.5	-71
		MCS7	13.5	-70
		MCS8	13.5	-65
		MCS9	13.5	-64
		MCS0	17.5	-93
		MCS1	17.5	-92
5 GHz		MCS2	17.5	-88
		MCS3	17.5	-85
		MCS4	17.5	-81
	802.11ax (HE20)	MCS5	13.5	-77
		MCS6	13.5	-76
		MCS7	13.5	-75
		MCS8	13.5	-70
		MCS9	13.5	-68
		MCS10	12	-65
		MCS11	12	-60
5 GHz	802.11ax (HE40)	MCS0	17	-91
		MCS1	17	-88

	MCS2	17	-86
	MCS3	17	-83
	MCS4	17	-79
	MCS5	13.5	-75
	MCS6	13.5	-74
	MCS7	13.5	-73
	MCS8	13.5	-68
	MCS9	13.5	-66
	MCS10	12	-63
	MCS11	12	-62
	MCS0	17	-88
5 GHz	MCS1	17	-85
	MCS2	17	-83
	MCS3	17	-80
802.11ax (HE80)	MCS4	17	-76
	MCS5	13.5	-72
	MCS6	13.5	-71
	MCS7	13.5	-70
	MCS8	13.5	-65

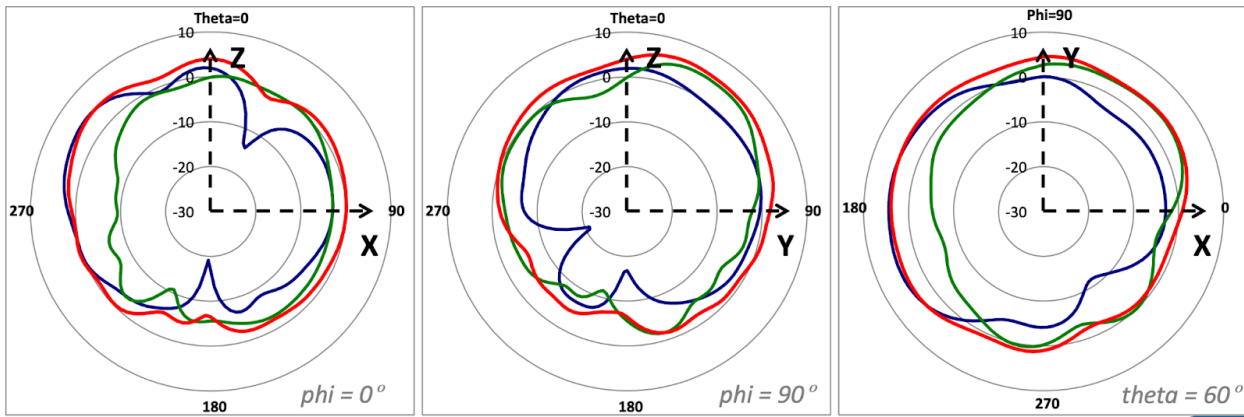
MCS9	13.5	-63
MCS10	12	-60
MCS11	12	-59

Signal Coverage Patterns

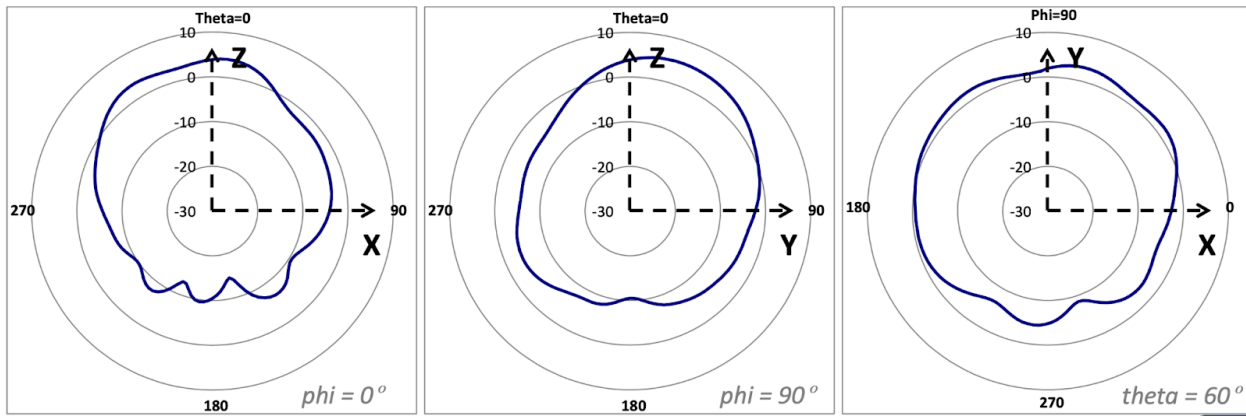
5 GHz - Wireless



2.4 GHz - Wireless



BLE



Installation Guide

For instructions on how to install and configure MR28 access points please refer to the [MR28 Installation Guide](#).